

Scaled data based on original data using
LM-79-08 Approved Method: Electrical and Photometric Measurements of Solid-
State Lighting Products

Test Report Prepared for
Cooper Lighting Solutions
(formerly Eaton)

Brand: INVUE

Report Number: P141904

Luminaire Tested: **EMM-F01-LED-E1-T3-7030**

Issue Date: 03/03/2020

Test Information

Test Method: LM-79-08
Report Number: P141904
REPORT IS SCALED FROM IESNA LM-79-08 TEST DATA (P33683)
Test Lab: INNOVATION CENTER-P3
Issue Date: 03/03/2020
Manufacturer: COOPER LIGHTING SOLUTIONS (FORMERLY EATON)
Product Line: INVUE
Catalog Number: EMM-F01-LED-E1-T3-7030
Description: EPIC MODERN MEDIUM DECORATIVE LED LUMINAIRE
(1) LIGHTBARS WITH AccuLED OPTICS - TYPE 3
Light Source: (7) 3000K CCT, 70 CRI LEDs
Ballast/Driver: -

Summary

Lumens per Lamp: N/A
Luminaire Lumens: 2213.9 lumens
Efficiency: N/A
Efficacy: 85.5 lumens/watt
Luminous Opening: Rectangular (W 0.17' x L: 1' x H: 0')
IES Classification: Type III - Short - Semi-Cutoff
BUG Rating: B1 - U0 - G1

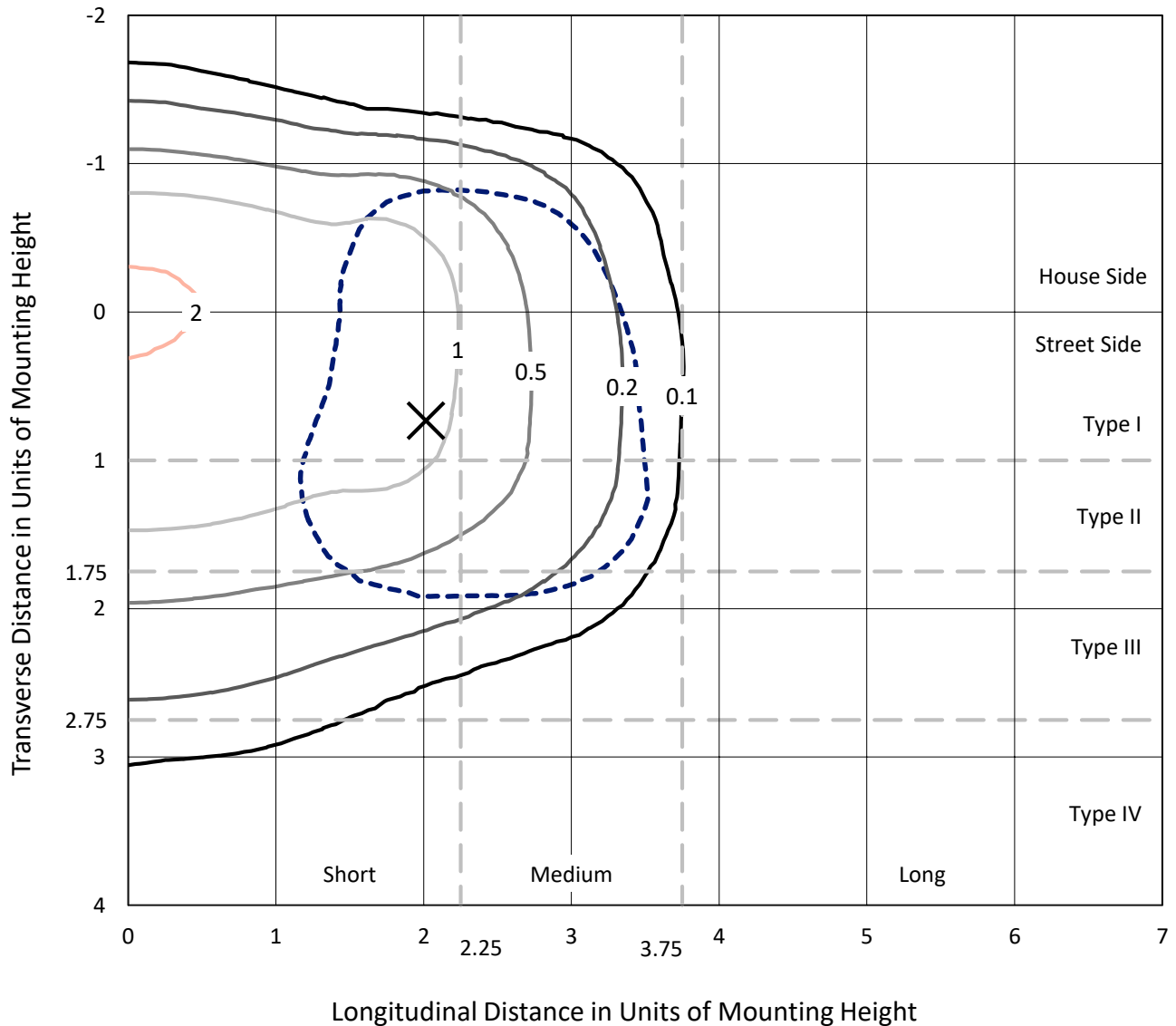
Input Watts (W): 25.9
Input Voltage (V): NR
Input Current (Ain): NR
Voltage Rise (V): NR
Power Factor: NR
Total Harmonic Distortion (THDi): NR
Frequency (hertz): 60
Stabilization Time: NR
Operation Time: NR
Ambient Temperature (°C): NR
Test Distance: 25 FT



REPORT NUMBER: P141904
 CATALOG NUMBER: EMM-F01-LED-E1-T3-7030

Iso-Footcandle Lines of Horizontal Illumination

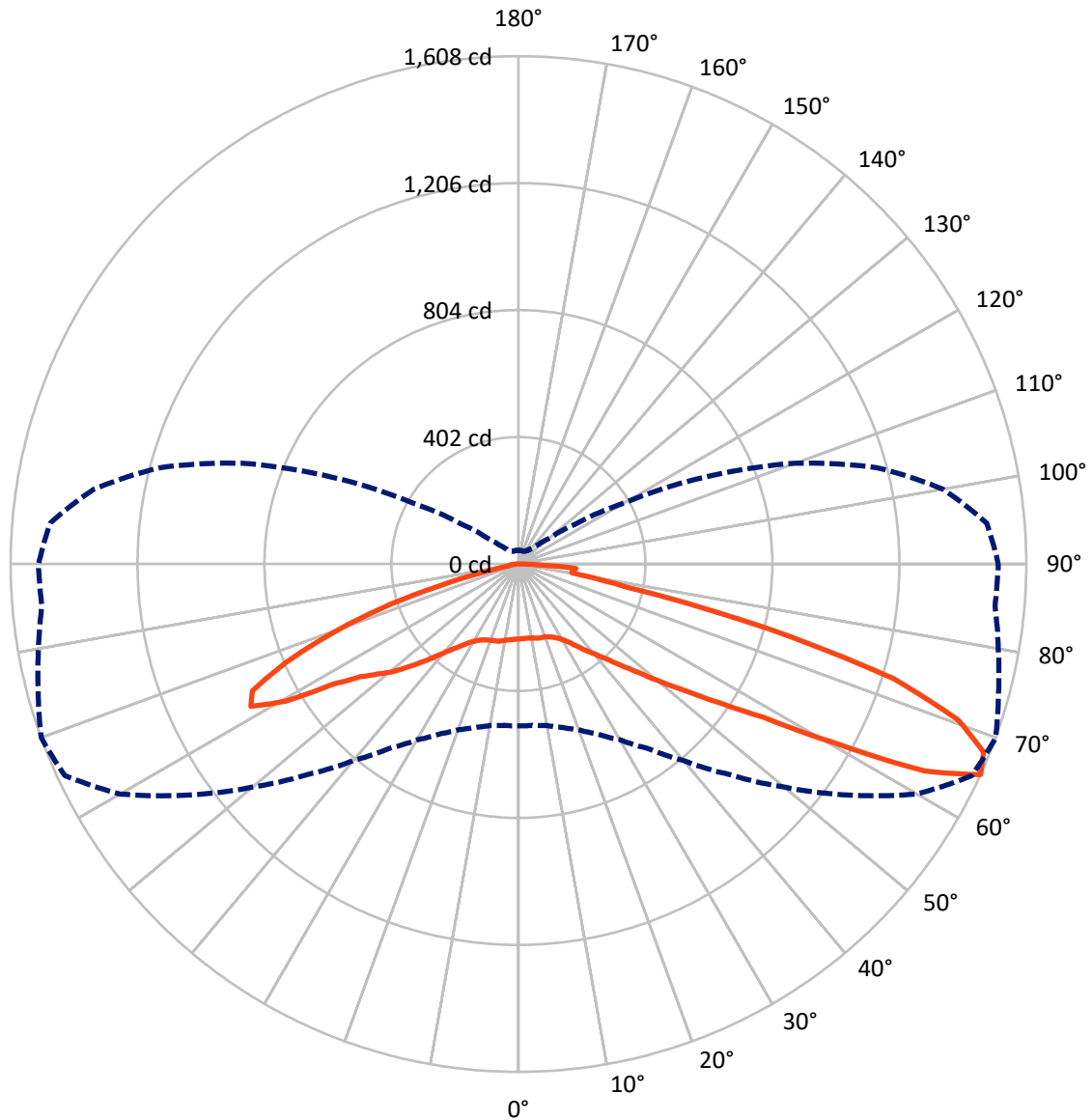
× Max cd
 - - - 1/2 Max cd



Based on 10 foot mounting height. Maximum calculated value = 2.4 fc
 Type III - Short - Semi-Cutoff

REPORT NUMBER: P141904
CATALOG NUMBER: EMM-F01-LED-E1-T3-7030

Luminous Intensity Polar Plot



— Vertical Plane Through 70-Deg Lateral - - - Horizontal Cone Through 65-Deg Vertical

REPORT NUMBER: P141904

CATALOG NUMBER: EMM-F01-LED-E1-T3-7030

FLUX DISTRIBUTION:

		Downward	Upward	Total
House Side	Lumens	747.4	0.0	747.4
	% Fixture	33.8	0.0	33.8
Street Side	Lumens	1466.6	0.0	1466.6
	% Fixture	66.2	0.0	66.2
Total	Lumens	2213.9	0.0	2213.9
	% Fixture	100.0	0.0	100.0

Coefficient of Utilization

ZONAL LUMENS:

Zone	Lumens	% Fixture
0°-10°	22.8	1.0
10°-20°	67.6	3.1
20°-30°	116.3	5.3
30°-40°	186.4	8.4
40°-50°	305.2	13.8
50°-60°	477.7	21.6
60°-70°	671.3	30.3
70°-80°	317.7	14.4
80°-90°	48.8	2.2
90°-100°	0.0	0.0
100°-110°	0.0	0.0
110°-120°	0.0	0.0
120°-130°	0.0	0.0
130°-140°	0.0	0.0
140°-150°	0.0	0.0
150°-160°	0.0	0.0
160°-170°	0.0	0.0
170°-180°	0.0	0.0
0°-90°	2213.9	100.0
0°-180°	2213.9	100.0



REPORT NUMBER: P141904

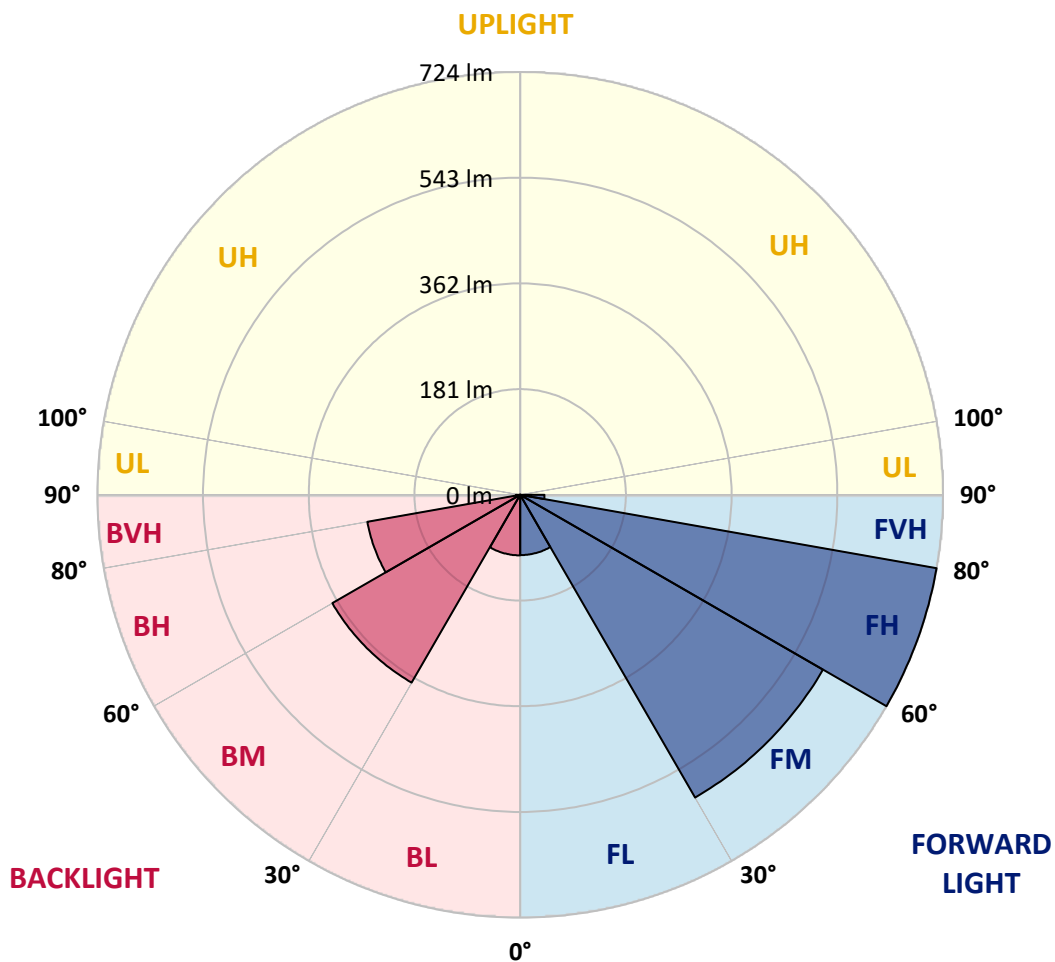
CATALOG NUMBER: EMM-F01-LED-E1-T3-7030

LUMINAIRE CLASSIFICATION SYSTEM LUMEN TABLE AND BUG RATING:

Zone		Lumens	% Fixture	Zone Rating/Lumen Limit		
				B	U	G
FL	(0°-30°)	103.1	4.7			
FM	(30°-60°)	598.3	27.0			
FH	(60°-80°)	723.6	32.7			G1/1800
FVH	(80°-90°)	41.6	1.9			G1/100
BL	(0°-30°)	103.6	4.7	B0/110		
BM	(30°-60°)	371.0	16.8	B1/1000		
BH	(60°-80°)	265.5	12.0	B1/500		G1/500
BVH	(80°-90°)	7.2	0.3			G0/10
UL	(90°-100°)	0.0	0.0		U0/0	
UH	(100°-180°)	0.0	0.0		U0/0	

BUG Rating: B1-U0-G1

Type III Short





REPORT NUMBER: P141904

CATALOG NUMBER: EMM-F01-LED-E1-T3-7030

CANDELA DISTRIBUTION (FULL):

	0°	5°	10°	15°	20°	25°	30°	35°	40°	45°	50°
0°	237.3	237.3	237.3	237.3	237.3	237.3	237.3	237.3	237.3	237.3	237.3
2.5°	236.0	236.3	236.3	235.7	235.7	236.0	236.0	236.3	236.3	236.3	236.5
5°	236.0	236.3	236.3	236.0	235.7	236.3	236.0	236.3	236.3	236.3	236.3
7.5°	235.5	235.7	235.7	235.5	235.7	236.0	236.0	236.5	236.8	236.8	237.0
10°	233.0	233.2	233.5	233.5	234.0	234.7	235.0	236.0	236.3	237.0	237.5
12.5°	228.5	228.5	229.0	229.5	230.2	231.7	232.5	234.0	235.2	236.3	238.0
15°	224.4	224.4	224.9	225.2	226.7	227.7	229.2	231.0	233.2	235.2	238.0
17.5°	226.4	226.4	226.2	225.9	226.2	226.2	227.5	229.2	231.2	234.0	237.5
20°	234.2	234.0	233.0	232.5	232.2	231.2	230.5	230.2	231.2	233.2	236.8
22.5°	241.0	240.5	240.3	239.8	240.5	240.0	239.0	237.8	236.3	235.5	237.5
25°	245.0	245.3	245.3	245.3	246.8	247.3	247.8	246.3	244.5	242.0	242.3
27.5°	250.6	250.8	250.3	251.3	253.1	254.3	255.6	256.6	255.6	254.1	252.3
30°	262.4	262.4	261.6	262.4	263.9	265.2	266.9	268.7	268.7	267.2	265.4
32.5°	274.7	275.0	275.0	275.5	277.7	278.7	281.2	283.0	284.3	283.3	284.3
35°	289.5	289.3	290.0	290.3	293.8	295.1	300.1	301.3	303.4	303.9	304.6
37.5°	314.2	314.7	313.2	312.2	315.2	315.2	321.7	325.2	324.7	328.2	330.8
40°	353.9	351.6	350.9	350.4	352.1	351.9	351.6	356.4	358.6	359.2	360.4
42.5°	397.9	398.6	397.9	399.6	399.6	398.4	397.4	396.6	400.9	403.6	404.1
45°	449.4	450.4	448.9	447.6	450.9	452.6	452.6	454.7	458.2	459.4	458.7
47.5°	490.6	493.4	492.1	493.9	499.1	505.2	513.2	518.5	522.3	525.8	531.3
50°	527.8	529.1	532.1	537.8	545.6	555.2	568.3	581.3	588.9	597.7	604.2
52.5°	550.4	554.2	558.7	568.3	581.3	594.6	614.8	636.1	655.2	665.0	672.8
55°	564.0	566.8	572.8	585.9	604.2	624.1	649.2	678.6	704.0	725.6	742.4
57.5°	563.5	565.7	574.0	588.4	610.2	635.1	666.5	703.2	740.7	776.6	808.3
60°	552.7	554.7	563.0	578.3	602.2	631.8	669.5	714.5	765.3	819.3	874.9
62.5°	536.1	537.6	544.9	560.2	584.3	616.0	660.2	719.3	791.4	876.6	984.5
65°	512.7	512.7	519.5	535.3	558.5	593.9	642.7	712.0	811.8	941.5	1098.3
67.5°	478.3	478.3	483.8	496.9	515.0	539.6	588.4	660.5	765.8	921.1	1104.6
70°	413.2	414.2	414.2	422.2	430.3	441.3	464.5	519.8	618.5	770.3	950.8
72.5°	302.9	284.5	298.8	311.9	320.9	327.0	340.3	357.6	407.4	521.3	684.6
75°	190.8	195.5	206.3	221.2	243.5	266.7	292.0	302.9	298.3	311.9	421.7
77.5°	115.6	111.6	122.1	144.3	169.4	200.8	248.3	289.5	313.2	311.7	298.6
80°	50.0	48.8	55.8	66.4	78.7	107.1	150.5	207.1	269.9	306.4	300.8
82.5°	17.8	18.1	22.9	27.1	32.7	42.0	59.6	95.3	151.1	215.1	265.9
85°	5.3	5.8	8.0	11.3	12.8	14.6	20.1	29.9	51.0	81.4	144.8
87.5°	1.5	1.8	2.3	4.0	3.8	3.5	4.0	6.3	4.8	4.0	20.1
90°	0.0	0.0	0.0	0.0	0.0	0.0	0.0	0.0	0.0	0.0	0.0



REPORT NUMBER: P141904

CATALOG NUMBER: EMM-F01-LED-E1-T3-7030

CANDELA DISTRIBUTION (continued):

	55°	60°	65°	70°	75°	80°	85°	90°	95°	100°	105°
0°	237.3	237.3	237.3	237.3	237.3	237.3	237.3	237.3	237.3	237.3	237.3
2.5°	236.3	236.3	236.3	236.5	236.3	236.3	236.5	236.5	236.8	237.0	237.5
5°	236.0	236.0	236.3	236.3	236.3	236.5	236.8	237.0	237.5	238.3	239.0
7.5°	236.8	236.8	236.5	236.8	236.8	237.0	237.5	237.8	238.8	239.5	240.8
10°	237.5	237.5	237.8	238.0	238.0	238.5	239.3	239.5	240.5	242.0	243.3
12.5°	238.5	239.3	240.3	240.8	241.3	241.8	242.5	243.0	244.3	246.3	247.8
15°	239.3	241.0	242.0	243.3	244.0	244.3	245.0	246.1	247.3	249.3	251.1
17.5°	239.3	241.5	243.0	244.3	245.6	246.3	247.1	248.1	249.8	251.8	253.6
20°	239.0	242.3	244.3	246.3	248.6	249.3	250.6	251.6	253.6	256.1	257.4
22.5°	240.3	244.0	246.8	250.3	252.8	254.8	256.4	258.1	259.6	261.4	261.9
25°	244.0	247.8	252.3	256.6	260.1	263.1	265.2	266.7	268.4	269.2	268.2
27.5°	250.3	253.1	259.4	265.7	271.2	275.0	277.2	279.2	279.7	281.2	277.5
30°	261.6	262.9	269.4	278.5	284.8	291.0	294.1	296.1	296.3	295.3	288.8
32.5°	280.2	278.0	283.8	295.8	305.4	310.6	315.4	316.7	315.9	312.7	302.1
35°	302.9	299.3	302.1	319.7	330.2	338.0	342.6	343.8	342.1	336.3	321.7
37.5°	330.8	329.5	330.8	347.6	365.9	373.2	375.2	376.7	372.5	361.9	342.8
40°	361.7	361.9	360.4	375.7	398.9	409.4	414.2	410.9	405.6	390.6	369.5
42.5°	404.4	402.9	397.6	411.4	441.1	451.9	456.2	453.7	448.4	429.3	404.6
45°	460.9	455.9	450.9	458.2	486.8	500.9	507.2	505.4	496.1	473.0	449.9
47.5°	530.1	524.8	515.5	514.2	543.1	559.7	562.0	559.2	552.2	529.1	500.7
50°	602.7	601.2	596.9	586.9	612.7	629.3	627.8	625.8	618.0	588.6	559.5
52.5°	677.8	680.9	678.1	671.1	698.7	705.5	706.0	700.0	690.9	663.8	624.1
55°	756.8	768.1	772.3	777.9	799.7	798.7	792.9	778.6	780.9	750.0	694.9
57.5°	840.5	875.1	902.5	914.8	935.7	941.7	927.2	931.9	929.9	898.0	811.3
60°	950.8	1033.7	1105.1	1149.1	1177.2	1166.4	1186.8	1187.8	1222.2	1152.1	1016.9
62.5°	1126.7	1279.0	1405.7	1443.6	1450.9	1448.4	1424.3	1448.4	1441.9	1356.4	1181.3
65°	1274.8	1456.0	1584.6	1607.8	1573.8	1542.7	1514.5	1519.3	1488.1	1364.5	1176.5
67.5°	1294.9	1475.3	1594.7	1588.2	1514.0	1456.2	1409.5	1372.8	1309.2	1197.3	1033.5
70°	1135.8	1327.0	1480.8	1475.8	1372.8	1295.6	1219.7	1164.4	1099.6	1013.1	858.0
72.5°	883.4	1053.8	1202.9	1241.6	1140.0	1054.8	985.2	914.8	848.0	765.8	668.0
75°	601.4	729.6	799.0	809.5	716.5	652.7	625.8	568.3	497.4	479.8	407.4
77.5°	349.4	398.6	377.5	349.4	281.2	206.6	157.8	135.0	135.5	155.6	149.0
80°	284.0	270.4	213.4	171.2	116.4	59.3	39.7	34.2	34.4	40.0	38.7
82.5°	292.8	300.6	247.1	172.9	119.1	62.8	30.2	22.4	26.1	28.4	27.9
85°	216.9	284.3	254.8	183.5	127.9	66.9	19.6	12.3	17.3	21.1	22.6
87.5°	60.8	95.5	74.1	49.0	35.7	12.1	7.8	6.5	8.0	11.1	11.1
90°	0.0	0.0	0.0	0.0	0.0	0.0	0.0	0.0	0.0	0.0	0.0



REPORT NUMBER: P141904

CATALOG NUMBER: EMM-F01-LED-E1-T3-7030

CANDELA DISTRIBUTION (continued):

	110°	115°	120°	125°	130°	135°	140°	145°	150°	155°	160°
0°	237.3	237.3	237.3	237.3	237.3	237.3	237.3	237.3	237.3	237.3	237.3
2.5°	237.8	238.8	238.5	239.0	239.3	240.0	240.5	240.3	240.3	240.8	241.3
5°	239.8	241.0	241.0	241.8	242.5	243.5	244.3	243.8	244.0	244.5	245.0
7.5°	241.8	243.3	243.5	244.3	244.8	245.3	245.8	245.0	244.8	244.8	244.5
10°	244.3	245.8	245.6	245.6	245.3	244.8	243.8	242.0	240.8	240.0	239.5
12.5°	248.6	249.6	248.1	246.6	244.0	242.3	240.0	238.0	236.5	235.2	234.7
15°	252.3	251.8	250.1	247.3	243.8	241.0	238.8	236.0	234.2	232.7	232.0
17.5°	254.3	252.6	250.1	247.6	244.5	242.0	239.3	236.0	233.2	231.2	230.2
20°	256.4	253.6	250.3	247.8	245.6	243.5	241.5	237.5	234.0	231.0	229.5
22.5°	259.4	255.6	252.3	250.1	247.8	245.8	243.8	240.0	236.3	232.2	230.0
25°	263.6	258.6	256.4	254.1	251.6	249.6	246.8	243.3	239.3	234.5	231.2
27.5°	270.4	265.9	263.4	261.1	258.1	254.8	251.8	247.1	243.3	237.8	233.5
30°	280.2	275.5	273.2	270.9	267.4	263.1	258.9	252.8	247.6	241.3	235.7
32.5°	292.5	290.0	287.3	283.5	278.7	273.4	267.2	259.1	251.6	243.8	236.8
35°	311.7	307.4	302.9	299.1	292.0	284.8	275.2	263.4	253.3	243.8	235.2
37.5°	333.5	329.0	323.0	316.2	305.6	294.1	280.7	265.9	252.6	241.0	231.5
40°	359.9	354.1	346.1	333.3	317.7	300.3	282.5	263.9	248.3	235.0	223.9
42.5°	394.8	383.0	367.4	348.6	326.5	302.9	280.2	258.6	241.0	226.4	215.4
45°	434.3	415.5	390.3	362.2	331.5	301.8	275.2	250.1	230.2	214.1	202.6
47.5°	476.8	447.4	410.4	370.7	332.0	296.3	265.4	237.3	214.9	197.8	183.5
50°	524.8	476.3	424.5	375.0	328.7	286.5	251.3	218.9	195.8	175.4	162.4
52.5°	566.0	501.7	434.3	373.2	317.2	269.4	228.2	196.8	169.6	151.6	138.7
55°	614.8	526.3	439.6	364.4	298.6	242.8	203.3	168.4	142.8	126.7	115.6
57.5°	696.9	568.0	444.1	346.6	267.9	209.4	168.9	136.2	116.1	102.0	94.2
60°	855.5	648.9	462.7	319.9	229.0	169.1	130.4	106.6	89.2	79.9	74.4
62.5°	959.3	704.0	454.4	279.0	178.9	126.7	95.5	76.9	66.9	60.1	57.6
65°	932.9	648.4	385.5	221.2	124.7	84.2	64.1	52.8	48.3	44.7	43.2
67.5°	801.2	523.0	279.5	143.0	78.9	51.3	42.0	37.4	35.4	33.9	33.7
70°	638.4	368.7	166.1	75.9	43.7	33.9	29.9	28.1	27.4	27.4	27.4
72.5°	463.2	212.4	81.7	41.0	29.4	25.9	24.1	23.6	23.4	23.4	23.6
75°	264.7	92.0	42.0	28.1	24.1	22.4	21.4	21.4	21.4	21.4	21.6
77.5°	92.2	42.0	29.7	23.6	20.9	19.9	19.4	19.9	20.1	20.1	20.1
80°	33.7	29.7	25.4	20.6	18.6	17.6	17.6	18.3	18.8	18.3	18.1
82.5°	26.6	23.4	20.6	17.8	16.3	15.8	16.1	16.6	16.3	16.1	15.3
85°	20.4	15.3	14.3	13.3	13.1	13.1	14.1	14.3	13.3	12.8	12.1
87.5°	10.1	8.0	7.3	8.5	8.3	7.5	7.8	7.8	6.5	6.0	6.3
90°	0.0	0.0	0.0	0.0	0.0	0.0	0.0	0.0	0.0	0.0	0.0



REPORT NUMBER: P141904

CATALOG NUMBER: EMM-F01-LED-E1-T3-7030

CANDELA DISTRIBUTION (continued):

	165°	170°	175°	180°
0°	237.3	237.3	237.3	237.3
2.5°	241.3	241.5	242.3	242.0
5°	244.8	245.0	245.6	245.6
7.5°	244.0	244.3	244.3	244.3
10°	238.3	238.3	238.8	238.8
12.5°	233.7	233.5	233.5	233.0
15°	231.0	230.5	230.7	230.0
17.5°	229.0	228.7	228.7	228.2
20°	228.2	227.7	227.5	227.0
22.5°	227.7	227.5	227.0	226.4
25°	229.0	227.7	227.5	227.0
27.5°	230.2	229.0	228.0	227.7
30°	231.5	229.2	228.0	227.5
32.5°	231.2	228.2	226.4	225.7
35°	228.5	224.7	222.4	221.7
37.5°	223.2	218.9	215.4	214.1
40°	215.6	210.1	206.8	205.1
42.5°	206.6	200.3	197.5	196.0
45°	191.8	186.7	183.5	182.2
47.5°	175.2	168.4	165.4	164.1
50°	153.8	148.3	145.8	144.0
52.5°	131.2	126.2	123.9	122.9
55°	109.3	106.8	103.3	102.5
57.5°	88.7	88.0	85.5	85.2
60°	72.1	70.9	69.1	69.1
62.5°	56.8	55.5	54.8	54.8
65°	43.7	43.5	43.0	42.7
67.5°	33.7	34.4	34.7	34.2
70°	28.1	28.4	28.4	28.4
72.5°	24.4	24.4	24.4	24.1
75°	22.1	22.1	21.6	21.4
77.5°	20.4	20.1	20.4	20.1
80°	17.8	17.6	17.1	16.6
82.5°	14.8	14.6	13.3	13.3
85°	11.6	10.8	9.8	8.8
87.5°	6.5	5.8	4.3	3.0
90°	0.0	0.0	0.0	0.0

(END OF REPORT)